


**(D)(a) Statement showing Shareholding Pattern**

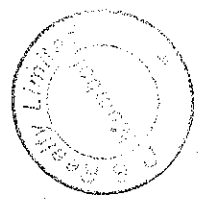
**Name of the Company : D B Realty Limited**  
**Script Code, Name of the scrip, class of security : DBREALTY**  
**As on Date : 31-Dec-2013**

Partly paid-up shares	No. of partly paid-up shares	As a % of total no. of partly paid-up Shares	As a % of total no. of shares of the company
Held by promoter/promoter group	0	0	0
Held by public	0	0	0
<b>Total</b>	0	0	0
Outstanding convertible securities	No. of outstanding securities	As a % of total no. of outstanding convertible securities	As a % of total no. of shares of the company, assuming full conversion of the convertible securities
Held by promoter/promoter group	0	0	0
Held by public	0	0	0
<b>Total</b>	0	0	0
Warrants	No. of warrants	As a % of total no. of warrants	As a % of total no. of shares of the company, assuming full conversion of Warrants
Held by promoter/promoter group	0	0	0
Held by public	0	0	0
<b>Total</b>	0	0	0
Total paid-up capital of the company, assuming full conversion of warrants and convertible securities	243258782	Rs.2432587820	(Rupees Two Hundred Forty Three Crores Twenty Five Lakhs Eighty Seven Thousand Eight Hundred and Twenty Only) divided into 24,32,58,782 (Twenty Four Crores Thirty Two Lakhs Fifty Eight Thousand Seven Hundred Eighty Two) Equity Shares of Rs. 10 each fully paid up (Note: There are no partly paid shares or outstanding securities or warrants)



**(D)(a) Statement showing Shareholding Pattern**

Sr. no.	Category of shareholder (II)	Number of shareholders (III)	Total number of shares (IV)	Number of shares held in dematerialized form (V)	Total shareholding as a percentage of total number of shares		Shares Pledged or otherwise encumbered	
					As a percentage of (A+B) <sup>1</sup> (VI)	As a percentage of (A+B+C) (VII)	Number of shares (VIII)	As a percentage (IX) = (VIII) / (IV) * 100
<b>(A) Promoter and Promoter Group<sup>2</sup></b>								
<b>(1) Indian</b>								
(a)	Individuals/Hindu Undivided Family	4	24769718	24769718	10.18	10.18	13632108	55.04
(b)	Central Government/State Government(s)	0	0	0	0.00	0.00	0	0
(c)	Bodies Corporate	3	104564838	104564838	42.99	42.99	104564838	100.00
(d)	Financial Institutions/Banks	0	0	0	0.00	0.00	0	0
(e)	Any Other (Total)	15	20088944	20088944	8.26	8.26	2779715	13.84
(e1)	1. Director	1	74340	74340	0.03	0.03	0	0.00
(e2)	2. Relatives of Promoters/ Directors	14	20014604	20014604	8.23	8.23	2779715	13.89
	<b>Sub-Total (A)(1)</b>	<b>22</b>	<b>149423500</b>	<b>149423500</b>	<b>61.43</b>	<b>61.43</b>	<b>120976661</b>	<b>80.96</b>
<b>(2) Foreign</b>								
(a)	Individuals (Non-Resident Individuals/Foreign Individuals)	0	0	0	0.00	0.00	0	0.00
(b)	Bodies Corporate	0	0	0	0.00	0.00	0	0.00
(c)	Institutions	0	0	0	0.00	0.00	0	0.00
(d)	Qualified Foreign Investor	0	0	0	0.00	0.00	0	0.00
(e)	Any Other (Total)	0	0	0	0.00	0.00	0	0.00
	<b>Sub-Total (A)(2)</b>	<b>0</b>	<b>0</b>	<b>0</b>	<b>0.00</b>	<b>0.00</b>	<b>0</b>	<b>0.00</b>
	<b>Total Shareholding of Promoter and Promoter Group (A)= (A)(1)+(A)(2)</b>	<b>22</b>	<b>149423500</b>	<b>149423500</b>	<b>61.43</b>	<b>61.43</b>	<b>120976661</b>	<b>80.96</b>
<b>(B) Public shareholding<sup>3</sup></b>								
<b>(1) Institutions</b>								
(a)	Mutual Funds/UTI	1	1941	1941	0.00	0.00	N.A.	N.A.
(b)	Financial Institutions/Banks	6	1565066	1565066	0.64	0.64	N.A.	N.A.
(c)	Central Government/State Government(s)	0	0	0	0.00	0.00	N.A.	N.A.
(d)	Venture Capital Funds	1	1490538	1490538	0.61	0.61	N.A.	N.A.



(e)	Insurance Companies	0	0	0	0	0.00	0.00	N.A.	N.A.
(f)	Foreign Institutional Investors	31	16999762	16999762	16999762	6.99	6.99	N.A.	N.A.
(g)	Foreign Venture Capital Investors	0	0	0	0	0.00	0.00	N.A.	N.A.
(h)	Qualified Foreign Investor	0	0	0	0	0.00	0.00	N.A.	N.A.
(i)	Any Other (Total)	0	0	0	0	0.00	0.00	N.A.	N.A.
	<b>Sub-Total (B)(1)</b>	39	20057307	20057307	20057307	8.25	8.25	N.A.	N.A.
<b>(2)</b>	<b>Non-institutions</b>								
(a)	Bodies Corporate	672	15536901	15536901	15536901	6.39	6.39	N.A.	N.A.
(b)	Individuals - i. Individual Shareholders Holding Nominal Share Capital Up To >Rs. 1 Lakh.	20168	6821648	6821647	6821647	2.80	2.80	N.A.	N.A.
	Individuals - ii. Individual Shareholders Holding Nominal Share Capital In Excess Of Rs. 1 Lakh	177	10704363	10704363	10704363	4.40	4.40	N.A.	N.A.
(c)	Qualified Foreign Investor	0	0	0	0	0.00	0.00	N.A.	N.A.
(d)	Any Other (Total)	533	40715063	40715063	40715063	16.74	16.74	N.A.	N.A.
(d1)	Clearing Members	266	2912396	2912396	2912396	1.20	1.20	N.A.	N.A.
(d2)	Directors/ Relatives	0	0	0	0	0.00	0.00	N.A.	N.A.
(d3)	Foreign Companies	3	35604853	35604853	35604853	14.64	14.64	N.A.	N.A.
(d4)	Non Resident Indians (Non Repat)	56	54521	54521	54521	0.02	0.02	N.A.	N.A.
(d5)	Non Resident Indians (Repat)	206	1973273	1973273	1973273	0.81	0.81	N.A.	N.A.
(d6)	Trusts	2	170020	170020	170020	0.07	0.07	N.A.	N.A.
	<b>Sub-Total (B)(2)</b>	21550	73777975	73777974	73777974	30.33	30.33	N.A.	N.A.
	<b>Total Public Shareholding (B)= (B)(1)+(B)(2)</b>	21589	93835282	93835281	93835281	38.57	38.57	N.A.	N.A.
	<b>TOTAL (A)+(B)</b>	21611	243258782	243258781	243258781	100.00	100.00	120976661	49.73
(C)	Shares held by Custodians and against which Depository Receipts have been issued	0	0	0	0	N.A.	0.00	N.A.	N.A.
C1	Promoter and Promoter Group	0	0	0	0	N.A.	0.00	N.A.	N.A.
C2	Public	0	0	0	0	N.A.	0.00	N.A.	N.A.
	<b>GRAND TOTAL (A)+(B)+(C)</b>	21611	243258782	243258781	243258781	N.A.	100.00	120976661	49.73

<sup>1</sup>For determining public shareholding for the purpose of Clause 40A.

<sup>2</sup>For definitions of "Promoter" and "Promoter Group", refer to Clause 40A.


<sup>3</sup>For definitions of "Public Shareholding", refer to Clause 40A.

FOR DB REALTY LIMITED

*S. N. D.*  
COMPANY SECRETARY


**(D)(b) Statement showing Shareholding of persons belonging to the category "Promoter and Promoter Group"**

Sr. No.	Name of the shareholder (II)	PAN of the Shareholder (III)	Total Shares held		Shares pledged or otherwise encumbered			Details of warrants		Details of convertible securities			Total shares (including underlying shares assuming full conversion of warrants and convertible securities) as a % of diluted share capital (XIII)	
			Number (IV)	as a % of grand total (A) + (B) + (C) (V)	Number (VI)	as a percentage (VII) = (VI) / (IV) * 100	as a % of grand total (A) + (B) + (C) of sub-clause (D)(a) (VIII)	Number of warrants held (XI)	As a % total number of the same class (X)	Number of convertible securities held (XI)	As a % total number of convertible securities of the same class (XII)			
1	Vinod Goenka, Aseela Goenka	AEUPG7032A	13632108	5.60	13632108	100.00	5.60	0	0.00	0	0.00	0	0.00	5.60
2	Vinod Goenka HUF	AACHV2614M	9405502	3.87	0	0.00	0.00	0	0.00	0	0.00	0	0.00	3.87
3	Vinod Goenka	AEUPG7032A	1632108	0.67	0	0.00	0.00	0	0.00	0	0.00	0	0.00	0.67
4	Vinod Goenka, Aseela Goenka	AEUPG7032A	100000	0.04	0	0.00	0.00	0	0.00	0	0.00	0	0.00	0.04
5	Aseela Goenka, Sumita Goenka, Alok Agarwal	AABTG7907K	12000000	4.93	0	0.00	0.00	0	0.00	0	0.00	0	0.00	4.93
6	Aseela Goenka, Vinod Goenka	AAGPG0297D	2779715	1.14	2779715	100.00	1.14	0	0.00	0	0.00	0	0.00	1.14
7	Aseela Vinod Goenka	AAGPG0297D	2740177	1.13	0	0.00	0.00	0	0.00	0	0.00	0	0.00	1.13
8	Aseela Goenka, Vinod Goenka	AAGPG0297D	992850	0.41	0	0.00	0.00	0	0.00	0	0.00	0	0.00	0.41
9	Karim Gulamali Morani	ABAPM4701D	399643	0.16	0	0.00	0.00	0	0.00	0	0.00	0	0.00	0.16



10	Mohammed Gulamali Morani	AADPM1264F	380612	0.16	0	0.00	0	0.00	0	0.00	0	0.00	0	0.00	0.16
11	Ali Gulamali Morani	ABAPM4586G	171276	0.07	0	0.00	0	0.00	0	0.00	0	0.00	0	0.00	0.07
12	Shabana Balwa	AEGPB5464H	153090	0.06	0	0.00	0	0.00	0	0.00	0	0.00	0	0.00	0.06
13	Mohammad Salim Balwa	AOJPB0731Q	85886	0.04	0	0.00	0	0.00	0	0.00	0	0.00	0	0.00	0.04
14	Wahida Asif Balwa, Asif Balwa	AAEPB3443L	78445	0.03	0	0.00	0	0.00	0	0.00	0	0.00	0	0.00	0.03
15	Usman Balwa	AACPB0313M	74445	0.03	0	0.00	0	0.00	0	0.00	0	0.00	0	0.00	0.03
16	Ishaq Balwa	AACPB0309D	74340	0.03	0	0.00	0	0.00	0	0.00	0	0.00	0	0.00	0.03
17	Mohammed Balwa	AACPB0308C	74340	0.03	0	0.00	0	0.00	0	0.00	0	0.00	0	0.00	0.03
18	Sabina Salim Balwa	AACPB0312L	9785	0.00	0	0.00	0	0.00	0	0.00	0	0.00	0	0.00	0.00
19	Salim Balwa	AABPB2668J	74340	0.03	0	0.00	0	0.00	0	0.00	0	0.00	0	0.00	0.03
20	Neelkamal Tower Construction LLP	AAIFN1649N	53997818	22.20	53997818	100.00	0	22.20	0	0.00	0	0.00	0	0.00	22.20
21	Neelkamal Tower Construction LLP	AAIFN1649N	39117020	16.08	39117020	100.00	0	16.08	0	0.00	0	0.00	0	0.00	16.08
22	Neelkamal Tower Construction LLP	AAIFN1649N	11450000	4.71	11450000	100.00	0	4.71	0	0.00	0	0.00	0	0.00	4.71
	<b>TOTAL</b>		149423500	61.43	120976661	80.96	0	49.73	0	0.00	0	0.00	0	0.00	61.43

N.B. Sr. Nos. 20 to 22 includes 2,93,55,963 shares taken on loan basis from the other persons falling under Promoter and Promoter Group category viz. Sanjana Goenka 1,36,32,108 shares, Vinod Goenka HUF 23,66,889 shares, Aseela V. Goenka 81,12,216 shares and V S Erectors & Builders Pvt. Ltd. 52,44,750 shares taken in the years 2008 and 2009 to meet the security requirement for facility availed from ICICI Bank, UK PLC.



*(Signature)*

**D)(c) Statement showing Shareholding of persons belonging to the category "Public" and holding more than 1% of the total number of shares**

Sr. No.	Name of the shareholder	PAN of the Shareholder	Number of shares	Shares as a percentage of total number of shares {i.e., Grand Total (A)+(B)+(C) indicated in Statement at para (D)(a) above}	Details of warrants		Details of convertible securities		Total shares (including underlying shares assuming full conversion of warrants and convertible securities) as a % of diluted
					Number of warrants held	As a % total number of warrants of the same class	Number of convertible securities held	% w.r.t total number of convertible securities of the same class	
1	Walkinson Investments Limited	AAACW9013A	14587500	6.00	0	0.00	0	0.00	6
2	Bollywood Mauritius Holdings	AAECB1278N	11167891	4.59	0	0.00	0	0.00	4.59
3	IIRF Holdings VI Limited	AACCI1714J	9849462	4.05	0	0.00	0	0.00	4.05
4	Nomura Singapore Limited	AADCN2750N	5558446	2.28	0	0.00	0	0.00	2.28
5	Mavi Investment Fund Limited	AAECM5148A	2584686	1.06	0	0.00	0	0.00	1.06
6	Jhunjhunwala Rekha Rakesh	AAEPJ2191B	2500000	1.03	0	0.00	0	0.00	1.03
	<b>TOTAL</b>		<b>46247985</b>	<b>19.01</b>	<b>0</b>	<b>0.00</b>	<b>0</b>	<b>0.00</b>	<b>19.01</b>



**I)(c) Statement showing Shareholding of persons belonging to the category "Public" and holding more than 5% of the total number of shares**

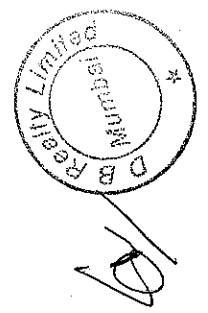
Sr. No.	Name of the shareholder	PAN of the Shareholder	Number of shares	Shares as a percentage of total number of shares {i.e., Grand Total (A)+(B)+(C) indicated in Statement at para (D)(a) above}	Details of warrants		Details of convertible securities		Total shares (including underlying shares assuming full conversion of warrants and convertible securities) as a % of diluted
					Number of warrants held	As a % total number of warrants of the same class	Number of convertible securities held	% w.r.t total number of convertible securities of the same class	
1	Walkinson Investments Limited	AAACW9013A	14587500	6.00	0	0.00	0	0.00	6.00
	<b>TOTAL</b>		14587500	6.00	0	0.00	0	0.00	6.00

**I)(d) Statement showing details of locked-in shares**

Sr. No.	Name of the shareholder	PAN of the Shareholder	Number of locked-in shares	Locked-in shares as a percentage of total number of shares {i.e., Grand Total (A)+(B)+(C) indicated in Statement at para (D)(a) above}
	<b>TOTAL</b>		0	0.00

**II)(a) Statement showing details of Depository Receipts (DRs)**

Sr. No.	Type of outstanding DR (ADRs, GDRs, SDRs, etc.)	Number of outstanding DRs	Number of shares underlying outstanding DRs	Shares underlying outstanding DRs as a percentage of total number of shares {i.e., Grand Total (A)+(B)+(C) indicated in Statement at para (D)(a) above}
	<b>TOTAL</b>	0	0	0.00




**(II)(b) Statement showing holding of Depository Receipts (DRs), where underlying shares held by 'promoter/promoter group' are in excess of 1% of the total number of shares**


Sr. No.	Name of the DR Holder	Type of outstanding DR (ADRs, GDRs, SDRs, etc.)	Number of shares underlying outstanding DRs	Shares underlying outstanding DRs as a percentage of total number of shares {i.e., Grand Total (A)+(B)+(C) indicated in Statement at para (I)(a) above}
		TOTAL	0	0.00

**(III) (a) Statement showing the voting pattern of shareholders, if more than one class of shares/securities is issued by the issuer.**

Sr. no.	Category of shareholder	Number of Voting Rights held in each class of securities			Total Voting Rights (III+IV+V) (VI)	Total Voting Rights i.e. (VI)	
		Class X (III)	Class Y (IV)	Class Z (V)		As a percentage of (A+B) (VII)	As a percentage of (A+B+C) (VIII)
(A)	Promoter and Promoter Group <sup>2</sup>						
(1)	Indian						
(a)	Individuals/Hindu Undivided Family	0	0	0	0	0.00	0.00
(b)	Central Government/State Government(s)	0	0	0	0	0.00	0.00
(c)	Bodies Corporate	0	0	0	0	0.00	0.00
(d)	Financial Institutions/Banks	0	0	0	0	0.00	0.00
(e)	Any Other (Total)	0	0	0	0	0.00	0.00
	Sub-Total (A)(1)	0	0	0	0	0.00	0.00
(2)	Foreign						
(a)	Individuals (Non-Resident Individuals/Foreign Individuals)	0	0	0	0	0.00	0.00
(b)	Bodies Corporate	0	0	0	0	0.00	0.00
(c)	Institutions	0	0	0	0	0.00	0.00
(d)	Qualified Foreign Investor	0	0	0	0	0.00	0.00
(e)	Any Other (Total)	0	0	0	0	0.00	0.00
	Sub-Total (A)(2)	0	0	0	0	0.00	0.00
	Total Shareholding of Promoter and Promoter Group (A) = (A)(1)+(A)(2)	0	0	0	0	0.00	0.00







<b>(B) Public shareholding</b>									
<b>(1) Institutions</b>									
(a) Mutual Funds/UTI		0	0	0	0	0	0	0.00	0.00
(b) Financial Institutions/Banks		0	0	0	0	0	0	0.00	0.00
(c) Central Government/State Government(s)		0	0	0	0	0	0	0.00	0.00
(d) Venture Capital Funds		0	0	0	0	0	0	0.00	0.00
(e) Insurance Companies		0	0	0	0	0	0	0.00	0.00
(f) Foreign Institutional Investors		0	0	0	0	0	0	0.00	0.00
(g) Foreign Venture Capital Investors		0	0	0	0	0	0	0.00	0.00
(h) Qualified Foreign Investor		0	0	0	0	0	0	0.00	0.00
(h) Any Other (Total)		0	0	0	0	0	0	0.00	0.00
<b>Sub-Total (B)(1)</b>		0	0	0	0	0	0	0.00	0.00
<b>(2) Non-institutions</b>									
(a) Bodies Corporate		0	0	0	0	0	0	0.00	0.00
(b) Individuals - i. Individual Shareholders Holding Nominal Share Capital Up To >Rs. 1 Lakh.		0	0	0	0	0	0	0.00	0.00
(b) Individuals - ii. Individual Shareholders Holding Nominal Share Capital In Excess Of Rs. 1 Lakh		0	0	0	0	0	0	0.00	0.00
(c) Qualified Foreign Investor		0	0	0	0	0	0	0.00	0.00
(d) Any Other (Total)		0	0	0	0	0	0	0.00	0.00
<b>Sub-Total (B)(2)</b>		0	0	0	0	0	0	0.00	0.00
<b>Total Public Shareholding (B)= (B)(1)+(B)(2)</b>		0	0	0	0	0	0	0.00	0.00
<b>TOTAL (A)+(B)</b>		0	0	0	0	0	0	0.00	0.00
(C) Shares held by Custodians and against which Depository Receipts have been issued		0	0	0	0	0	0	0.00	0.00
C1 Promoter and Promoter Group		0	0	0	0	0	0	0	0
C2 Public		0	0	0	0	0	0	0	0
<b>GRAND TOTAL (A)+(B)+(C)</b>		0	0	0	0	0	0	0.00	0.00