

13th April, 2015

The Secretary, BSE Limited Phiroze Jeejeebhoy Towers, Dalal Street, Mumbai 400 001	The Secretary, National Stock Exchange of India Limited "Exchange Plaza", Bandra – Kurla Complex, Bandra (E), Mumbai – 400 051
Scrip Code : 533160	Scrip Symbol : DBREALTY
Fax No.: 022 – 2272 2037/ 39/ 3121	Fax No.: 022 – 26598237/38

Dear Sirs,


Sub.: Clause 35 Shareholding Pattern as on 31st March, 2015

Please find enclosed the Shareholding Pattern of the Company in terms of Clause 35 of the Listing Agreement. Kindly take the same on record.

Thanking you,

Yours faithfully,

For, D B Realty Limited

S.A.K. Narayanan
Company Secretary

Encl: As above

(D)(a) Statement showing Shareholding Pattern

Name of the Company : D B Realty Limited

Scrip Code, Name of the scrip, class of security : DBREALTY

As on Date : 31-Mar-2015

Partly paid-up shares	No. of partly paid-up shares	As a % of total no. of partly paid-up Shares	As a % of total no. of shares of the company
Held by promoter/promoter group	0	0	0
Held by public	0	0	0
Total	0	0	0
Outstanding convertible securities	No. of outstanding securities	As a % of total no. of outstanding convertible securities	As a % of total no. of shares of the company, assuming full conversion of the convertible securities
Held by promoter/promoter group	0	0	0
Held by public	0	0	0
Total	0	0	0
Warrants	No. of warrants	As a % of total no. of warrants	As a % of total no. of shares of the company, assuming full conversion of Warrants
Held by promoter/promoter group	0	0	0
Held by public	0	0	0
Total	0	0	0
Total paid-up capital of the company, assuming full conversion of warrants and convertible securities	243258782	Rs. 2432587820 (Rupees Two Hundred Forty Three Crores Twenty Five Lakhs Eighty Seven Thousand Eight Hundred and Twenty Only) divided into 24,32,58,782 (Twenty Four Crores Thirty Two Lakhs Fifty Eight Thousand Seven Hundred Eighty Two) Equity Shares of Rs. 10 each fully paid up (Note: There are no partly paid shares or outstanding securities or warrants)	



(D)(a) Statement showing Shareholding Pattern

Sr. no.	Category of shareholder (II)	Number of shareholders (III)	Total number of shares (IV)	Number of shares held in dematerialized form (V)	Total shareholding as a percentage of total number of shares		Shares Pledged or otherwise encumbered	
					As a percentage of (A+B) ¹ (VI)	As a percentage of (A+B+C) (VII)	Number of shares (VIII)	As a percentage (IX) = (VIII) / (IV) * 100 (IV) * 100
(A) Promoter and Promoter Group²								
(1) Indian								
(a)	Individuals/Hindu Undivided Family	4	16019718	16019718	6.59	6.59	13632108	85.10
(b)	Central Government/State Government(s)	0	0	0	0.00	0.00	0	0
(c)	Bodies Corporate	5	104838045	104838045	43.10	43.10	104564838	99.74
(d)	Financial Institutions/Banks	0	0	0	0.00	0.00	0	0
(e)	Any Other (Total)	18	30166514	30166514	12.40	12.40	9779715	32.42
(e1)	Director	2	1135614	1135614	0.47	0.47	0	0.00
(e2)	Relatives of Promoters/ Director	16	29030900	29030900	11.93	11.93	9779715	33.69
	Sub-Total (A)(1)	27	151024277	151024277	62.08	62.08	127976661	84.74
(2) Foreign								
(a)	Individuals (Non-Resident Individuals/Foreign Individuals)	0	0	0	0.00	0.00	0	0.00
(b)	Bodies Corporate	0	0	0	0.00	0.00	0	0.00
(c)	Institutions	0	0	0	0.00	0.00	0	0.00
(d)	Qualified Foreign Investor	0	0	0	0.00	0.00	0	0.00
(e)	Any Other (Total)	0	0	0	0.00	0.00	0	0.00
	Sub-Total (A)(2)	0	0	0	0.00	0.00	0	0.00
	Total Shareholding of Promoter and Promoter Group (A)= (A)(1)+(A)(2)	27	151024277	151024277	62.08	62.08	127976661	84.74
(B) Public shareholding³								
(1) Institutions								
(a)	Mutual Funds/UTI	1	1408	1408	0.00	0.00	N.A.	N.A.
(b)	Financial Institutions/Banks	5	1588855	1588855	0.65	0.65	N.A.	N.A.
(c)	Central Government/State Government(s)	0	0	0	0.00	0.00	N.A.	N.A.



(d)	Venture Capital Funds	1	1490538	1490538	0.61	0.61	N.A.	N.A.
(e)	Insurance Companies	0	0	0	0.00	0.00	N.A.	N.A.
(f)	Foreign Institutional Investors	30	22840639	22840639	9.39	9.39	N.A.	N.A.
(g)	Foreign Venture Capital Investors	0	0	0	0.00	0.00	N.A.	N.A.
(h)	Qualified Foreign Investor	0	0	0	0.00	0.00	N.A.	N.A.
(i)	Any Other (Total)	5	517750	517750	0.21	0.21	N.A.	N.A.
(i1)	Any Other - Foreign Portfolio Investor Corporate)	5	517750	517750	0.21	0.21	N.A.	N.A.
	Sub-Total (B)(1)	42	26439190	26439190	10.87	10.87	N.A.	N.A.
(2)	Non-institutions							
(a)	Bodies Corporate	527	10475822	10475822	4.31	4.31	N.A.	N.A.
(b)	Individuals - i. Individual Shareholders Holding Nominal Share Capital Up To >Rs. 1 Lakh.	18726	6599736	6599735	2.71	2.71	N.A.	N.A.
	Individuals - ii. Individual Shareholders Holding Nominal Share Capital In Excess Of Rs. 1 Lakh	148	11931692	11931692	4.90	4.90	N.A.	N.A.
(c)	Qualified Foreign Investor	0	0	0	0.00	0.00	N.A.	N.A.
(d)	Any Other (Total)	440	36788065	36788065	15.12	15.12	N.A.	N.A.
(d1)	Clearing Members	204	567706	567706	0.23	0.23	N.A.	N.A.
(d2)	Foreign Companies	3	34025159	34025159	13.99	13.99	N.A.	N.A.
(d3)	Non Resident Indians (Non Repat)	54	58194	58194	0.02	0.02	N.A.	N.A.
(d4)	Non Resident Indians (Repat)	178	1979506	1979506	0.81	0.81	N.A.	N.A.
(d5)	Trust	1	157500	157500	0.06	0.06	N.A.	N.A.
	Sub-Total (B)(2)	19841	65795315	65795314	27.05	27.05	N.A.	N.A.
	Total Public Shareholding (B) = (B)(1)+(B)(2)	19883	92234505	92234504	37.92	37.92	N.A.	N.A.
	TOTAL (A)+(B)	19910	243258782	243258781	100.00	100.00	127976661	52.61
(C)	Shares held by Custodians and against which Depository Receipts have been issued	0	0	0	N.A.	0.00	N.A.	N.A.
C1	Promoter and Promoter Group	0	0	0	N.A.	0.00	N.A.	N.A.
C2	Public	0	0	0	N.A.	0.00	N.A.	N.A.
	GRAND TOTAL (A)+(B)+(C)	19910	243258782	243258781	N.A.	100.00	127976661	52.61

FOR DB REALTY LIMITED


(Signature)

COMPANY SECRETARY (S.A.K. Navayathin)

¹For determining public shareholding for the purpose of Clause 40A.

²For definitions of "Promoter" and "Promoter Group", refer to Clause 40A.

³For definitions of "Public Shareholding", refer to Clause 40A



(D)(b) Statement showing Shareholding of persons belonging to the category "Promoter and Promoter Group"

Sr. No.	Name of the shareholder (II)	PAN of the Shareholder (III)	Total Shares held		Shares pledged or otherwise encumbered			Details of warrants		Details of convertible securities		Total shares (including underlying shares assuming full conversion of warrants and convertible securities) as a % of diluted share capital (XIII)
			Number (IV)	as a % of grand total (A) + (B) + (C) (V)	Number (VI)	as a percentage (VII) = (VI) / (IV) * 100 (VIII)	as a % of grand total (A) + (B) + (C) of sub-clause (I)(a) (VIII)	Number of warrants held (XI)	As a % total number of warrants of the same class (X)	Number of convertible securities held (XI)	As a % total number of convertible securities of the same class (XII)	
1	Vinod Goenka	AEUPG7032A	13632108	5.60	13632108	100.00	5.60	0	0.00	0	0.00	5.60
2	Vinod Goenka HUF	AACHV2614M	655502	0.27	0	0.00	0.00	0	0.00	0	0.00	0.27
3	Vinod Goenka	AEUPG7032A	1632108	0.67	0	0.00	0.00	0	0.00	0	0.00	0.67
4	Vinod Goenka	AEUPG7032A	100000	0.04	0	0.00	0.00	0	0.00	0	0.00	0.04
5	Aseela Goenka, Sumita Goenka Alok Agarwal	AABTG7907K	12000000	4.93	0	0.00	0.00	0	0.00	0	0.00	4.93
6	Aseela Vinod Goenka	AAGPG0297D	2779715	1.14	2779715	100.00	1.14	0	0.00	0	0.00	1.14
7	Aseela Vinod Goenka	AAGPG0297D	2740177	1.13	0	0.00	0.00	0	0.00	0	0.00	1.13
8	Aseela Vinod Goenka	AAGPG0297D	1137850	0.47	0	0.00	0.00	0	0.00	0	0.00	0.47
9	Sanjana Vinod Goenka	AOCPG4141G	7000000	2.88	7000000	100.00	2.88	0	0.00	0	0.00	2.88
10	Sanjana Vinod Goenka	AOCPG4141G	1750000	0.72	0	0	0.00	0	0.00	0	0.00	0.72
11	Sunita Goenka	AAKPB1531D	1061274	0.44	0	0.00	0.00	0	0.00	0	0.00	0.44
12	Shanita Deepak Jain	AACPJ1994Q	182081	0.07	0	0.00	0.00	0	0.00	0	0.00	0.07



13	Karim Gulamali Morani	ABAPM4701D	399643	0.16	0	0.00	0	0.00	0	0.00	0	0.00	0.16
14	Mohammed Gulamali Morani	AADPM1264F	380612	0.16	0	0.00	0	0.00	0	0.00	0	0.00	0.16
15	Ali Gulamali Morani	ABAPM4586G	126276	0.05	0	0.00	0	0.00	0	0.00	0	0.00	0.05
16	Shabana Balwa	AEGPB5464H	153090	0.06	0	0.00	0	0.00	0	0.00	0	0.00	0.06
17	Mohammad Salim Balwa	AOJPB0731Q	85886	0.04	0	0.00	0	0.00	0	0.00	0	0.00	0.04
18	Wahida Asif Balwa	AAEPB3443L	74445	0.03	0	0.00	0	0.00	0	0.00	0	0.00	0.03
19	Usman Balwa	AACP0313M	74445	0.03	0	0.00	0	0.00	0	0.00	0	0.00	0.03
20	Ishaq Balwa	AACP0309D	74340	0.03	0	0.00	0	0.00	0	0.00	0	0.00	0.03
21	Mohammed Yusuf Balwa	AACP0308C	72340	0.03	0	0.00	0	0.00	0	0.00	0	0.00	0.03
22	Salim Balwa	AABPB2668J	74340	0.03	0	0.00	0	0.00	0	0.00	0	0.00	0.03
23	Neelkamal Tower Construction LLP	AAIFN1649N	33997818	13.98	33997818	100.00	0	13.98	0	0.00	0	0.00	13.98
24	Neelkamal Tower Construction LLP	AAIFN1649N	11450000	4.71	11450000	100.00	0	4.71	0	0.00	0	0.00	4.71
25	Neelkamal Tower Construction LLP	AAIFN1649N	20000000	8.22	20000000	100.00	0	8.22	0	0.00	0	0.00	8.22
26	Neelkamal Tower Construction LLP	AAIFN1649N	39117020	16.08	39117020	100.00	0	16.08	0	0.00	0	0.00	16.08
27	Top Notch Buildcon LLP	AAUFM8300R	273207	0.11	0	0.00	0	0.00	0	0.00	0	0.00	0.11
	TOTAL		151024277	62.08	127976661	84.74	0	52.61	0	0.00	0	0.00	62.08

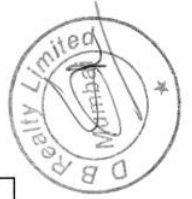
N.B. Sr. Nos. 23 to 26 includes 2,93,55,963 shares taken on loan basis from other persons falling under Promoter and Promoter Group category viz. Sanjana Goenka 1,36,32,108 shares, Vinod Goenka HUF 23,66,889 shares, Aseela V. Goenka 81,12,216 shares and V S Erectors and Builders Pvt. Ltd. 52,44,750 shares taken in the year 2008 and 2009 to meet the security requirements for facility availed from ICICI Bank UK PLC.

N.B. Sr. Nos. 9 & 10 includes 87,50,000 shares taken on loan basis (70,00,000 in September 2014 and 17,50,000 in October and December 2014) from Vinod Goenka HUF, an immediate relative and Promoter, to meet the security requirement for facility availed by Gokuldharm Real Estate Development Co. Pvt. Ltd. (a Subsidiary) from India Bulls Housing Finance Ltd.



D(c) Statement showing Shareholding of persons belonging to the category "Public" and holding more than 1% of the total number of shares

Sr. No.	Name of the shareholder	PAN of the Shareholder	Number of shares	Shares as a percentage of total number of shares {i.e., Grand Total (A)+(B)+(C) indicated in Statement at para (D)(a) above}	Details of warrants		Details of convertible securities		Total shares (including underlying shares assuming full conversion of warrants and convertible securities) as a % of diluted
					Number of warrants held	As a % total number of warrants of the same class	Number of convertible securities held	% w.r.t total number of convertible securities of the same class	
1	Walkinson Investments Limited	AAACW9013A	14582650	5.99	0	0.00	0	0.00	5.99
2	Bollywood Mauritius Holdings	AAECB1278N	9593047	3.94	0	0.00	0	0.00	3.94
3	IIRF Holdings VI Limited	AACCI1714J	9849462	4.05	0	0.00	0	0.00	4.05
4	Nomura Singapore Limited	AADCN2750N	5564582	2.29	0	0.00	0	0.00	2.29
5	Alpine Global Premier Properties Fund	AABAA2921Q	3373128	1.39	0	0.00	0	0.00	1.39
6	Jhunjhunwala Rekha Rakesh	AAEPJ2191B	5000000	2.06	0	0.00	0	0.00	2.06
7	Morgan Stanley Asia (Singapore) PTE	AAECM3575F	2472238	1.02	0	0.00	0	0.00	1.02
	TOTAL		50435107	20.73	0	0.00	0	0.00	20.74



I)(c) Statement showing Shareholding of persons belonging to the category "Public" and holding more than 5% of the total number of shares

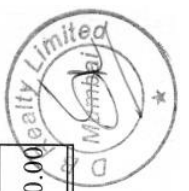
Sr. No.	Name of the shareholder	PAN of the Shareholder	Number of shares	Shares as a percentage of total number of shares {i.e., Grand Total (A)+(B)+(C) indicated in Statement at para (D)(a) above}	Details of warrants		Details of convertible securities		Total shares (including underlying shares assuming full conversion of warrants and convertible securities) as a % of diluted
					Number of warrants held	As a % total number of warrants of the same class	Number of convertible securities held	% w.r.t total number of convertible securities of the same class	
1	Walkinson Investments Limited	AAACW9013A	14582650	5.99	-0	0.00	0	0.00	5.99
	TOTAL		14582650	5.99	0	0.00	0	0.00	5.99

I)(d) Statement showing details of locked-in shares

Sr. No.	Name of the shareholder	PAN of the Shareholder	Number of locked-in shares	Locked-in shares as a percentage of total number of shares {i.e., Grand Total (A)+(B)+(C) indicated in Statement at para (D)(a) above}
1	Nil		0	0.00
	TOTAL		0	0.00

I)(a) Statement showing details of Depository Receipts (DRs)

Sr. No.	Type of outstanding DR (ADRs, GDRs, SDRs, etc.)	Number of outstanding DRs	Number of shares underlying outstanding DRs	Shares underlying outstanding DRs as a percentage of total number of shares {i.e., Grand Total (A)+(B)+(C) indicated in Statement at para (D)(a) above}
	TOTAL	0	0	0.00



(II)(b) Statement showing holding of Depository Receipts (DRs), where underlying shares held by 'promoter/promoter group' are in excess of 1% of the total number of shares

Sr. No.	Name of the DR Holder (ADRs, GDRs, SDRs, etc.)	Type of outstanding DR	Number of shares underlying outstanding DRs	Shares underlying outstanding DRs as a percentage of total number of shares {i.e., Grand Total (A)+(B)+(C) indicated in Statement at para (I)(a) above}
		TOTAL	0	0.00

(III) (a) Statement showing the voting pattern of shareholders, if more than one class of shares/securities is issued by the issuer.

Sr. no.	Category of shareholder	Number of Voting Rights held in each class of securities			Total Voting Rights (III+IV+V) (VI)	Total Voting Rights i.e. (VI) As a percentage of (A+B) (VII) As a percentage of (A+B+C) (VIII)	
		Class X (III)	Class Y (IV)	Class Z (V)			
(1)	Promoter and Promoter Group²						
(1)	Indian						
(a)	Individuals/Hindu Undivided Family	0	0	0	0	0.00	0.00
(b)	Central Government/State Government(s)	0	0	0	0	0.00	0.00
(c)	Bodies Corporate	0	0	0	0	0.00	0.00
(d)	Financial Institutions/Banks	0	0	0	0	0.00	0.00
(e)	Any Other (Total)	0	0	0	0	0.00	0.00
	Sub-Total (A)(1)	0	0	0	0	0.00	0.00
(2)	Foreign						
(a)	Individuals (Non-Resident Individuals/Foreign Individuals)	0	0	0	0	0.00	0.00
(b)	Bodies Corporate	0	0	0	0	0.00	0.00
(c)	Institutions	0	0	0	0	0.00	0.00
(d)	Qualified Foreign Investor	0	0	0	0	0.00	0.00
(e)	Any Other (Total)	0	0	0	0	0.00	0.00
	Sub-Total (A)(2)	0	0	0	0	0.00	0.00
	Total Shareholding of Promoter and Promoter Group (A)= (A)(1)+(A)(2)	0	0	0	0	0.00	0.00



(B) Public shareholding									
(1) Institutions									
(a) Mutual Funds/UTI		0	0	0	0	0	0	0.00	0.00
(b) Financial Institutions/Banks		0	0	0	0	0	0	0.00	0.00
(c) Central Government/State Government(s)		0	0	0	0	0	0	0.00	0.00
(d) Venture Capital Funds		0	0	0	0	0	0	0.00	0.00
(e) Insurance Companies		0	0	0	0	0	0	0.00	0.00
(f) Foreign Institutional Investors		0	0	0	0	0	0	0.00	0.00
(g) Foreign Venture Capital Investors		0	0	0	0	0	0	0.00	0.00
(h) Qualified Foreign Investor		0	0	0	0	0	0	0.00	0.00
(h) Any Other (Total)		0	0	0	0	0	0	0.00	0.00
Sub-Total (B)(1)		0	0	0	0	0	0	0.00	0.00
(2) Non-institutions									
(a) Bodies Corporate		0	0	0	0	0	0	0.00	0.00
(b) Individuals - i. Individual Shareholders Holding Nominal Share Capital Up To >Rs. 1 Lakh.		0	0	0	0	0	0	0.00	0.00
Individuals - ii. Individual Shareholders Holding Nominal Share Capital In Excess Of Rs. 1 Lakh		0	0	0	0	0	0	0.00	0.00
(c) Qualified Foreign Investor		0	0	0	0	0	0	0.00	0.00
(d) Any Other (Total)		0	0	0	0	0	0	0.00	0.00
Sub-Total (B)(2)		0	0	0	0	0	0	0.00	0.00
Total Public Shareholding (B) = (B)(1)+(B)(2)		0	0	0	0	0	0	0.00	0.00
TOTAL (A)+(B)		0	0	0	0	0	0	0.00	0.00
(C) Shares held by Custodians and against which Depository Receipts have been issued		0	0	0	0	0	0	0.00	0.00
C1 Promoter and Promoter Group		0	0	0	0	0	0	0	0
C2 Public		0	0	0	0	0	0	0	0
GRAND TOTAL (A)+(B)+(C)		0	0	0	0	0	0	0.00	0.00

DB REALTY LIMITED

Regd. Office : DB House, Gen. A. K. Vaidya Marg, Goregaon (East), Mumbai - 400 063. • Tel.: 91-22-4077 8600 • Fax: 91-22-2841 5550 / 2842 1667

E-mail: info@dbg.co.in • Website: www.dbrealty.co.in

CIN: L70200MH2007PLC166818