

XBRL Excel Utility	
1.	Overview
2.	Before you begin
3.	Index
4.	Steps for filing Shareholding Pattern

1. Overview

The excel utility can be used for creating the XBRL/XML file for e-filing of shareholding pattern.

Shareholding pattern XBRL filling consists of two processes. Firstly generation of XBRL/XML file of the Shareholding pattern, and upload of generated XBRL/XML file to BSE Listing Center.

2. Before you begin

1. The version of Microsoft Excel in your system should be Microsoft Office Excel 2007 and above.
2. The system should have a file compression software to unzip excel utility file.
3. Make sure that you have downloaded the latest Excel Utility from BSE Website to your local system.
4. Make sure that you have downloaded the Chrome Browser to view report generated from Excel utility
5. Please enable the Macros (if disabled) as per instructions given in manual, so that all the functionalities of Excel Utility works fine. Please first go through Enable Macro - Manual attached with zip file.

3. Index

1	Details of general information about company	General Info
2	Declaration	Declaration
3	Summary	Summary
4	Shareholding Pattern	Shareholding Pattern

4. Steps for Filing Shareholding Pattern

I. Fill up the data: Navigate to each field of every section in the sheet to provide applicable data in correct format. (Formats will get reflected while filling data.)
- Use paste special command to paste data from other sheet.

II. Validating Sheets: Click on the "Validate " button to ensure that the sheet has been properly filled and also data has been furnished in proper format. If there are some errors on the sheet, excel utility will prompt you about the same.

III. Validate All Sheets: Click on the "Home" button. And then click on "Validate All Sheet" button to ensure that all sheets has been properly filled and validated successfully. If there are some errors on the sheet, excel utility will prompt you about the same and stop validation at the same time. After correction, once again follow the same procedure to validate all sheets.

Excel Utility will not allow you to generate XBRL/XML until you rectify all errors.

IV. Generate XML : Excel Utility will not allow you to generate XBRL/XML unless successful validation of all sheet is completed. Now click on 'Generate XML' to generate XBRL/XML file.
- Save the XBRL/XML file in your desired folder in local system.

V. Generate Report : Excel Utility will allow you to generate Report. Now click on 'Generate Report' to generate html report.
- Save the HTML Report file in your desired folder in local system.
- To view HTML Report open "Chrome Web Browser" .
- To print report in PDF Format, Click on print button and save as PDF.

VI. Upload XML file to BSE Listing Center: For uploading the XBRL/XML file generated through Utility, login to BSE Listing Center and upload generated xml file. On Upload screen provide the required information and browse to select XML file and submit the XML.

5. Fill up the Shareholding Pattern

1. Cells with red fonts indicate mandatory fields.

2. If mandatory field is left empty, then Utility will not allow you to proceed further for generating XML.

3. You are not allowed to enter data in the Grey Cells.

4. If fields are not applicable to your company then leave it blank. Do not insert Zero unless it is a mandatory field.

5. Data provided must be in correct format, otherwise Utility will not allow you to proceed further for generating XML.

6. Adding new rows: Sections such as Promoters details allow you to enter as much data in a tabular form. You can Click on "Add" to add more rows.

7. Deleting rows: Rows that has been added can be removed by clicking the button "Delete". A popup will ask you to provide the range of rows you want to delete.

8. Select data from "Dropdown list" wherever applicable.

9. Adding Notes: Click on "Add Notes" button to add notes

[Home](#)[Validate](#)**General information about company**

Scrip code	533160
Name of the company	D B Realty Limited
Whether company is SME	Yes
Class of Security	Equity Shares
Type of report	Half yearly
Quarter Ended / Half year ended/Date of Report (For Prelisting / Allotment)	30-09-2016
Date of allotment / extinguishment (in case Capital Restructuring selected) / Listing Date	
Shareholding pattern filed under	Regulation 31 (1) (b)



[Home](#)[Validate](#)


Sr. No.	Particular	Yes/No
1	Whether the Listed Entity has issued any partly paid up shares?	No
2	Whether the Listed Entity has issued any Convertible Securities ?	No
3	Whether the Listed Entity has issued any Warrants ?	No
4	Whether the Listed Entity has any shares against which depository receipts are issued?	No
5	Whether the Listed Entity has any shares in locked-in?	No
6	Whether any shares held by promoters are pledge or otherwise encumbered?	Yes
7	Whether company has equity shares with differential voting rights?	No




Table I - Summary Statement holding of specified securities

Note : Data will be automatically populated from shareholding pattern sheet - Data Entry Restricted in this sheet

Category (I)	Category of shareholder (II)	Nos. Of shareholders (III)	No. of fully paid up equity shares held (IV)	No. Of Partly paid- up equity shares held (V)	No. Of shares underlying Depository Receipts (VI)	Total nos. shares held (VII) = (IV)+(V)+ (VI)	Shareholding as a % of total no. of shares (calculated as per SCRR, 1957) (VIII) As a % of (A+B+C2)	Number of Voting Rights held in each class of securities (IX)				No. Of Shares Underlying Outstanding convertible securities (X)
								No of Voting (XIV) Rights			Total as a % of (A+B+C)	
								Class eg: X	Class eg:y	Total		
(A)	Promoter & Promoter Group	20	150561324			150561324	61.89	150,561,324.00		150,561,324.00	61.89	
(B)	Public	23638	92697458			92697458	38.11	92697458.00		92,697,458.00	38.11	
(C)	Non Promoter- Non Public											
(C1)	Shares underlying DRs											
(C2)	Shares held by Employee Trusts											
	Total	23658	243258782			243258782	100	243258782.00		243258782.00	100.00	




No. of Shares Underlying Outstanding Warrants (xi)	No. Of Shares Underlying Outstanding convertible securities and No. Of Warrants (xi) (a)	Shareholding , as a % assuming full conversion of convertible securities (as a percentage of diluted share capital) (xi)= (vii)+(x) As a % of (A+B+C2)	Number of Locked in shares (xii)		Number of Shares pledged or otherwise encumbered (xiii)		Number of equity shares held in dematerialized form (xiv)
			No. (a)	As a % of total Shares held (b)	No. (a)	As a % of total Shares held (b)	
		61.89			103726661	68.89	150561324
		38.11					92697357
		100			103726661	42.64	243258681



Sr.	Category & Name of the Shareholders (I)	Nos. Of shareholders (III)	No. of fully paid up equity shares held (IV)	Total nos. shares held (VII) = (IV)+(V)+ (VI)	Shareholding as a % of total no. of shares (calculated as per SCRR, 1957) (VIII) As a % of (A+B+C2)	Number of Voting Rights held in each class of securities(IX)			Shareholding , as a % assuming full conversion of convertible securities (as a percentage of diluted share capital) (XI)= (VII)+(X) As a % of (A+B+C2)	Number of Shares pledged or otherwise encumbered (XIII)		Number of equity shares held in dematerialized form (XIV)
						No of Voting (XIV)Rights		Total as a % of Total Voting rights		No. (a)	As a % of total Shares held (b)	
						Class eg: X	Total					
A Table II- Statement showing shareholding pattern of the Promoter and Promoter Group												
(1)	Indian											
(a)	Individuals/Hindu undivided Family	2	17458355	17458355	7.18	17458355.00	17458355	7.18	7.18	13632108	78.08	17458355
(b)	Central Government/ State Government(s)											
(c)	Financial Institutions/ Banks											
(d)	Any Other (specify)	18	133102969	133102969	54.72	133102969.00	133102969	54.72	54.72	90094553	67.69	133102969
	Sub-Total (A)(1)	20	150561324	150561324	61.89	150561324.00	150561324	61.89	61.89	103726661	68.89	150561324
(2)	Foreign											
(a)	Individuals (NonResident Individuals/ Foreign Individuals)											
(b)	Government											
(c)	Institutions											
(d)	Foreign Portfolio Investor											
(e)	Any Other (specify)											
	Sub-Total (A)(2)											
	Total Shareholding of Promoter and Promoter Group (A)=(A)(1)+(A)(2)	20	150561324	150561324	61.89	150561324.00	150561324	61.89	61.89	103726661	68.89	150561324

Details of Shares which remain unclaimed for Promoter & Promoter Group

B Table III- Statement showing shareholding pattern of the Public shareholder												
Note: Kindly show details of shareholders having more than one percentage of total no of shares. Please refer software manual.												
(1)	Institutions											
(a)	Mutual Funds	1	771	771	0.00	771	771	0.00	0.00			771
(b)	Venture Capital Funds	1	1490538	1490538	0.61	1490538	1490538	0.61	0.61			1490538
(c)	Alternate Investment Funds											
(d)	Foreign Venture Capital Investors											
(e)	Foreign Portfolio Investors	27	25624028	25624028	10.53	25624028	25624028	10.53	10.53			25624028
(f)	Financial Institutions/ Banks	5	1633825	1633825	0.67	1633825	1633825	0.67	0.67			1633825
(g)	Insurance Companies											
(h)	Provident Funds/ Pension Funds											
(i)	Any Other (specify)											
	Sub-Total (B)(1)	34	28749162	28749162	11.82	28749162.00	28749162	11.82	11.82			28749162
(2)	Central Government/ State Government(s)/ President of India											
	Sub-Total (B)(2)											




(3) Non-institutions										
(a(i))	Individuals - i. Individual shareholders holding nominal share capital up to Rs. 2 lakhs.	21778	10369917	10369917	4.26	10369917	10369917	4.26	4.26	10369816
(a(ii))	Individuals - ii. Individual shareholders holding nominal share capital in excess of Rs. 2 lakhs.	97	11153192	11153192	4.58	11153192	11153192	4.58	4.58	11153192
(b)	NBFCs registered with RBI									
(c)	Employee Trusts									
(d)	Overseas Depositories (holding DRs) (balancing figure)									
(e)	Any Other (specify)	1729	42425187	42425187	17.44	42425187	42425187	17.44	17.44	42425187
Sub-Total (B)(3)		23604	63948296	63948296	26.29	63948296.00	63948296	26.29	26.29	63948195
Total Public Shareholding (B)=(B)(1)+(B)(2)+(B)(3)		23638	92697458	92697458	38.11	92697458.00	92697458	38.11	38.11	92697357

Details of the shareholders acting as persons in Concert for Public

Details of Shares which remain unclaimed for Public


C Table IV - Statement showing shareholding pattern of the Non Promoter- Non Public shareholder										
(1)	Custodian/DR Holder - Name of DR Holders (if Available)									
(1)	Employee Benefit Trust (under SEBI (Share based Employee Benefit) Regulations, 2014)									
Total NonPromoter- Non Public Shareholding (C)= (C)(1)+(C)(2)										
Total (A+B+C2)		23658	243258782	243258782	100.00	243258782.00	243258782	100.00	100.00	243258681
Total (A+B+C)		23658	243258782	243258782	100.00	243258782.00	243258782	100.00	100.00	103726661 42.64 243258681
Disclosure of notes on shareholding pattern						Add Notes				



Home

Validate

Details of Shares which remain unclaimed for Public				
Searial No.	Number of shareholders	Outstanding shares held in demat or unclaimed suspense account	voting rights which are frozen	Disclosure of notes on shares which remain unclaimed for public
<p>Add Delete</p>		<p>Click here to go back</p>		
1	9	686	686	




Home

Validate

Serial No.	Name of the Shareholders (I)	PAN (II)	No. of fully paid up equity shares held (IV)	Total nos. shares held (VII) = (IV)+(V)+(VI)	Shareholding as a % of total no. of shares (calculated as per SCRR, 1957) (VIII) As a % of (A+B+C2)	Number of Voting Rights held in each class of securities			Shareholding, as a % assuming full conversion of convertible securities (as a percentage of diluted share capital) (XI) = (VII)+(Xi)(a) As a % of (A+B+C2)	Number of Shares pledged or otherwise encumbered (XIII)		Number of equity shares held in dematerialized form (XIV)	Reason for not providing PAN
						No of Voting (XIV) Rights		Total as a % of Total Voting rights		No. (a)	As a % of total Shares held (b)		
						Class eg:X	Total						
A1(a)	Individuals/Hindu undivided Family												
1	Vinod K. Goenka	AEUPG7032A	15364216	15364216	6.32	15364216.00	15364216.00	6.32	6.32	13632108	88.73	15364216	
2	Vinod Goenka HUF	AACHV2614M	2094139	2094139	0.86	2094139.00	2094139.00	0.86	0.86	0	0.00	2094139	
	Click here to go back	<u>Total</u>	17458355	17458355	7.18	17458355.00	17458355.00	7.18	7.18	13632108	78.08	17458355	



Serial No.	Category	Name of the Shareholders (I)	PAN (II)	No. of the Shareholders (I)	No. of fully paid up equity shares held (IV)	Total nos. shares held (VII) = (IV)+(V)+(VI)	Shareholding as a % of total no. of shares (calculated as per SCRR, 1957) (VIII) As a % of (A+B+C2)	Number of Voting Rights held in each class of securities			Shareholding, as a % assuming full conversion of convertible securities (as a percentage of diluted share capital) (XI)= (VII)+(X)	Number of Shares pledged or otherwise encumbered (XIII)		Number of equity shares held in dematerialized form (XIV)	Reason for not providing PAN
								No of Voting (XIV) Rights		Total as a % of Total Voting rights		No. (a)	As a % of total Shares held (b)		
								Class eg: X	Total						
A1(d) Any Other (specify)															
Add Delete															
1	Director or Director's Relatives	Sanjana Vinod Goenka	AOCPG4141G	22382108	22382108	22382108	9.20	22382108.00	22382108.00	9.20	9.20	7000000	31.27	22382108	
2	Director or Director's Relatives	Aseela Goenka, Sunita Goenka, Alok Agarwal	AABPG7907K	12000000	12000000	12000000	4.93	12000000.00	12000000.00	4.93	4.93	0	0.00	12000000	
3	Director or Director's Relatives	Aseela Vinod Goenka	AAGPG0297D	14769958	14769958	14769958	6.07	14769958.00	14769958.00	6.07	6.07	2779715	18.82	14769958	
4	Director or Director's Relatives	Sunita Goenka	AAKPB1531D	1669327	1669327	1669327	0.69	1669327.00	1669327.00	0.69	0.69	0	0.00	1669327	
5	Director or Director's Relatives	Shanita Deepak Jain	AACPJ1994Q	191081	191081	191081	0.08	191081.00	191081.00	0.08	0.08	0	0.00	191081	
6	Director or Director's Relatives	Karim Gulamali Morani	ABAPM4701D	399643	399643	399643	0.16	399643.00	399643.00	0.16	0.16	0	0.00	399643	
7	Director or Director's Relatives	Mohammed Gulamali Goenka	AADPM1264F	380612	380612	380612	0.16	380612.00	380612.00	0.16	0.16	0	0.00	380612	
8	Director or Director's Relatives	Ali Gulamali Morani	ABAPM4586G	101276	101276	101276	0.04	101276.00	101276.00	0.04	0.04	0	0.00	101276	
9	Director or Director's Relatives	Shabana Balwa	AEGPB5464H	153090	153090	153090	0.06	153090.00	153090.00	0.06	0.06	0	0.00	153090	
10	Director or Director's Relatives	Mohammad Salim Balwa	AOJPB0731Q	90886	90886	90886	0.04	90886.00	90886.00	0.04	0.04	0	0.00	90886	
11	Director or Director's Relatives	Usman Balwa	AACPB0313M	74445	74445	74445	0.03	74445.00	74445.00	0.03	0.03	0	0.00	74445	
12	Director or Director's Relatives	Wahida asif Balwa	AAEPB3443L	74445	74445	74445	0.03	74445.00	74445.00	0.03	0.03	0	0.00	74445	
13	Director or Director's Relatives	Ishaq Yusuf Balwa	AACPB0309D	74340	74340	74340	0.03	74340.00	74340.00	0.03	0.03	0	0.00	74340	
14	Director or Director's Relatives	salim Usman Balwa	AABPB2668J	74340	74340	74340	0.03	74340.00	74340.00	0.03	0.03	0	0.00	74340	
15	Director or Director's Relatives	Mohammed Yusuf Balwa	AACPB0308C	72340	72340	72340	0.03	72340.00	72340.00	0.03	0.03	0	0.00	72340	
16	Director or Director's Relatives	Abdul Hafeez Salim Balwa	AOJPB0732P	7000	7000	7000	0.00	7000.00	7000.00	0.00	0.00	0	0.00	7000	
17	Bodies Corporate	Neelkamal Tower Construction LLP	AAIFN1649N	80314871	80314871	80314871	33.02	80314871.00	80314871.00	33.02	33.02	80314838	100.00	80314871	
18	Bodies Corporate	Top Notch Buildcon LLP	AAUFM8300R	273207	273207	273207	0.11	273207.00	273207.00	0.11	0.11	0	0.00	273207	
Click here to go back				Total	133102969	133102969	133102969	54.72	133102969.00	133102969.00	54.72	54.72	90094553	67.69	133102969



[Home](#)
[Validate](#)


Searial No.	Name of the Shareholders (I)	PAN (II)	No. of fully paid up equity shares held (IV)	Total nos. shares held (VII) = (IV)+(V)+(VI)	Shareholding as a % of total no. of shares (calculated as per SCRR, 1957) (VIII) As a % of (A+B+C2)	Number of Voting Rights held in each class of securities			Shareholding, as a % assuming full conversion of convertible securities (as a percentage of diluted share capital) (XI) = (VII)+(X) As a % of (A+B+C2)	Number of equity shares held in dematerialized form (XIV)	Reason for not providing PAN
						No of Voting (XIV) Rights		Total as a % of Total Voting rights			
						Class eg: X	Total				
B1(e) Foreign Portfolio Investors											
Add Delete Disclosure of shareholder holding more than 1% of total number of shares											
1	Nomura Singapore Limited	AADCN2750N	5564582	5564582	2.29	5564582.00	5564582.00	2.29	2.29	5564582	
2	Alpine Global Premier Properties Fund	AABAA2921Q	4973128	4973128	2.04	4973128.00	4973128.00	2.04	2.04	4973128	
3	Morgan Stanley Asia (Singapore) PTE	AAECM3575F	4489609	4489609	1.85	4489609.00	4489609.00	1.85	1.85	4489609	
Click here to go back			Total	15027319	6.18	15027319.00	15027319.00	6.18	6.18	15027319	



Home

Validate

Searial No.	Name of the Shareholders (I)	PAN (II)	No. of fully paid up equity shares held (IV)	Total nos. shares held (VII) = (IV)+(V)+(VI)	Shareholding as a % of total no. of shares (calculated as per SCRR, 1957) (VIII) As a % of (A+B+C2)	Number of Voting Rights held in each class of securities			Shareholding, as a % assuming full conversion of convertible securities (as a percentage of diluted share capital) (XI) = (VII)+(X) As a % of (A+B+C2)	Number of equity shares held in dematerialized form (XIV)	Reason for not providing PAN
						No of Voting (XIV) Rights		Total as a % of Total Voting rights			
						Class eg: X	Total				
B3(a(ii)) Individuals - ii. Individual shareholders holding nominal share capital in excess of Rs. 2 lakhs.											
<div style="display: flex; justify-content: space-between; align-items: center;"> Add Delete </div> Disclosure of shareholder holding more than 1% of total number of shares											
1	Jhunjhunwala Rekha Rakesh	AAEPJ2191B	5000000	5000000	2.06	5000000.00	5000000.00	2.06	2.06	5000000	
	Click here to go back	Total	5000000	5000000	2.06	5000000.00	5000000.00	2.06	2.06	5000000	



Serial No.	Category	Category / More than 1 percentage	Name of the Shareholders (I)	PAN (II)	No. of the Shareholders (I)	No. of fully paid up equity shares held (IV)	Total nos. shares held (VII) = (IV)+(V)+(VI)	Shareholding as a % of total no. of shares (calculated as per SCRR, 1957) (VIII) As a % of (A+B+C2)	Number of Voting Rights held in each class of securities (IX)			Shareholding, as a % assuming full conversion of convertible securities (as a percentage of diluted share capital) (XI)= (VII)+(X) As a % of (A+B+C2)	Number of equity shares held in dematerialized form (XIV)	Reason for not providing PAN
									No of Voting (XIV) Rights		Total as a % of Total Voting rights			
									Class eg: X	Total				
B3(e)	Any Other (specify)													
1	Trusts	Category			2	177500	177500	0.07	177500	177500	0.07	0.07	177500	
2	HUF	Category			662	867185	867185	0.36	867185	867185	0.36	0.36	867185	
3	Overseas corporate bodies	Category			3	30644785	30644785	12.60	30644785	30644785	12.60	12.60	30644785	
4	Overseas corporate bodies	More than 1 percentage of shareholding	Walkinson Investments Limited	AAACW9013A	1	13991323	13991323	5.75	13991323	13991323	5.75	5.75	13991323	
5	Overseas corporate bodies	More than 1 percentage of shareholding	IIRF Holdings VI Limited	AACCI1714J	1	9849462	9849462	4.05	9849462	9849462	4.05	4.05	9849462	
6	Overseas corporate bodies	More than 1 percentage of shareholding	Bollywood Mauritius Holdings	AAECB1278N	1	6804000	6804000	2.80	6804000	6804000	2.80	2.80	6804000	
7	NRI – Repat	Category			207	2188770	2188770	0.90	2188770	2188770	0.90	0.90	2188770	
8	NRI – Non- Repat	Category			73	71649	71649	0.03	71649	71649	0.03	0.03	71649	
9	Clearing Members	Category			294	1225511	1225511	0.50	1225511	1225511	0.50	0.50	1225511	
10	Bodies Corporate	Category			488	7249787	7249787	2.98	7249787	7249787	2.98	2.98	7249787	
				Click here to go back	Total	1729	42425187	42425187	17.44	42425187.00	42425187.00	17.44	42425187	



1. Name of Listed Entity: D B Realty Limited
2. Scrip Code /Name of Scrip / Class of Security: DBREALTY
3. Share Holding Pattern Filed under: 31b
4. Share Holding Pattern as on :30-Sep-2016

c. Declaration: The Listed entity is required to submit the following declaration to the extent of submission of information:-

S. No.	Particulars	Yes/No	
1	Whether the Listed Entity has issued any partly paid up shares?	No	
2	Whether the Listed Entity has issued any Convertible Securities or Warrants?	No	
3	Whether the Listed Entity has any shares against which depository receipts are issued?	No	
4	Whether the Listed Entity has any shares in locked-in?	No	
5	Whether any shares held by promoters are pledge or otherwise encumbered?	Yes	Promoter and Promoter Group
6	Whether the Listed Entity has issued any differential Voting Rights?	No	



Table I- Summary Statement holding of specified securities

Category	Category of shareholder	Nos. of shareholders	No. of fully paid up equity shares held	No. of Partly paid-up equity shares held	No. of shares underlying Depository Receipts	Total nos. shares held	Shareholding as a % of total no. of shares (calculated as per SCRR, 1957)	Number of Voting Rights held in each class of securities				No. of Shares Underlying Outstanding convertible securities (including Warrants)	Shareholding, as a % assuming full conversion of convertible Securities (a Percentage of Diluted share capital)	Number of Locked in shares		Number of Shares pledged or otherwise encumbered		Number of equity shares held in dematerialized form
								No of Voting Rights			Total as a % of (A+B+C)			No. (a)	As a % of total Shares held (b)	No. (a)	As a % of total Shares held (b)	
								Class eg: X	Class eg: y	Total								
(I)	(II)	(III)	(IV)	(V)	(VI)	(VII)= (IV)+(V)+ (VI)	(VIII) As a % of (A+B+C2)	(IX)				(X)	(XI)=(VII)+(X) As a % of (A+B+C2)	(XII)		(XIII)		(XIV)
A	Promoter & Promoter Group	20	150561324	0	0	150561324	61.89	150561324	0	150561324	61.89	0	61.89	0	0	103726661	68.89	150561324
B	Public	23638	92697458	0	0	92697458	38.11	92697458	0	92697458	38.11	0	38.11	0	0			92697357
C	Non Promoter-Non Public	0	0	0	0	0	0	0	0	0	0	0	0	0	0	0	0	0
C1	Shares underlying DRs	0	0	0	0	0	0	0	0	0	0	0	0	0	0			0
C2	Shares held by Employee Trusts	0	0	0	0	0	0	0	0	0	0	0	0	0	0			0
	Total	23658	243258782	0	0	243258782	100	243258782	0	243258782	100	0	100	0	0	103726661	42.64	243258681

Notes:

1) Promoter Category

a. Shares in the name of Neelkamal Tower Construction LLP includes 69,93,480 shares taken on loan basis from other persons falling under Promoter and Promoter Group Category viz. Vinod Goenka HUF 9,48,730 shares and V S Erectors and Builders Pvt. Ltd. 52,44,750 shares taken in the year 2008 & 2009 to meet the Security requirements for facility availed from ICICI Bank UK PLC,

b. Shares in the name of Sanjana Vinod Goenka includes 2,23,82,108 shares taken on loan basis (70,00,000 in September 2014 and 17,50,000 in October & December 2014) from Vinod Goenka HUF, an immediate relative and Promoter, to meet security requirement for facility availed by Gokuldham Real Estate Development Co. Pvt. Ltd. (an erstwhile subsidiary now merged with D B Realty Limited) from Indiabulls Housing Finance Limited.

2) 8% Redeemable Preference Shares

The Company has also issued 71755740 8% Redeemable Preference Shares of Rs.10/- each to three allottees which are of a different class than the existing equity shares





Table II- Statement showing shareholding pattern of the Promoter and Promoter Group

	Category & Name of the Shareholders	PAN	No. of share holder	No. of fully paid up equity shares held	Partly paid-up equity shares held	Nos. of shares underlying Depository Receipts	Total nos. shares held	Shareholding % calculated as per SCRR, 1957	Number of Voting Rights held in each class of securities			No. of Shares Outstanding convertible securities (including Warrants)	Shareholding, as a % assuming full conversion of convertible securities as a percentage of diluted share capital)	Number of Locked in shares		Number of Shares pledged or otherwise encumbered		Number of equity Shares held in dematerialized form	
									No of Voting Rights					Total as a % of Total Voting rights	No. (a)	As a % of total Shares held (b)	No.(a)		As a % of total shares held (b)
									Class X	Class Y	Total								
(I)	(II)	(III)	(IV)	(V)	(VI)	(VII= IV+V+VI)	(VIII) As a % of (A+B+C2)	(IX)			(X)	(XI) = (VII)+(X) as a % of A+B+C2	(XII)		(XIII)		(XIV)		
1	Indian		0	0	0	0	0	0	0	0	0	0	0	0	0	0	0	0	
a	Individuals/Hindu undivided Family		18	69973246	0	0	69973246	28.76	69973246	0	69973246	28.76	0	28.76	0	0	23411823	33.46	69973246
	Abdul Hafeez Salim Balwa	AOJPB0732P		7000	0	0	7000	0	7000	0	7000	0	0	0	0	0	0	0	7000
	Ali Gulamali Morani	ABAPM4586G		101276	0	0	101276	.04	101276	0	101276	.04	0	.04	0	0	0	0	101276
	Aseela Goenka, Sunita Goenka, Alok Agrawal	AABTG7907K		12000000	0	0	12000000	4.93	12000000	0	12000000	4.93	0	4.93	0	0	0	0	12000000
	Aseela Vinod Goenka	AAGPG0297D		14769958	0	0	14769958	6.07	14769958	0	14769958	6.07	0	6.07	0	0	2779715	18.82	14769958
	Ishaq Yusuf Balwa	AACPB0309D		74340	0	0	74340	.03	74340	0	74340	.03	0	.03	0	0	0	0	74340
	Karim Gulamali Morani	ABAPM4701D		399643	0	0	399643	.16	399643	0	399643	.16	0	.16	0	0	0	0	399643
	Mohammad Salim Balwa	AOJPB0731Q		90886	0	0	90886	.04	90886	0	90886	.04	0	.04	0	0	0	0	90886
	Mohammed Gulamali Morani	AADPM1264F		380612	0	0	380612	.16	380612	0	380612	.16	0	.16	0	0	0	0	380612
	Mohammed Yusuf Balwa	AACPB0308C		72340	0	0	72340	.03	72340	0	72340	.03	0	.03	0	0	0	0	72340
	Salim Usman Balwa	AABPB2668J		74340	0	0	74340	.03	74340	0	74340	.03	0	.03	0	0	0	0	74340
	ujana Vinod Goenka	AOCPG4141G		22382108	0	0	22382108	9.2	22382108	0	22382108	9.2	0	9.2	0	0	7000000	31.27	22382108
	Shabana Balwa	AEGPB5464H		153090	0	0	153090	.06	153090	0	153090	.06	0	.06	0	0	0	0	153090
	Shanita Deepak Jain	AACPJ1994Q		191081	0	0	191081	.08	191081	0	191081	.08	0	.08	0	0	0	0	191081
	Sunita Goenka	AAKPB1531D		1669327	0	0	1669327	.69	1669327	0	1669327	.69	0	.69	0	0	0	0	1669327
	Usman Balwa	AACPB0313M		74445	0	0	74445	.03	74445	0	74445	.03	0	.03	0	0	0	0	74445
	Vinod Goenka HUF	AACHV2614M		2094139	0	0	2094139	.86	2094139	0	2094139	.86	0	.86	0	0	0	0	2094139
	Vinod K. Goenka	AEUPG7032A		15364216	0	0	15364216	6.32	15364216	0	15364216	6.32	0	6.32	0	0	13632108	88.73	15364216
	Wahida Asif Balwa	AAEPB3443L		74445	0	0	74445	.03	74445	0	74445	.03	0	.03	0	0	0	0	74445



b	Central Government/ State Government(s)		0	0	0	0	0	0	0	0	0	0	0	0	0	0	0	0	
c	Financial Institutions/ Banks		0	0	0	0	0	0	0	0	0	0	0	0	0	0	0	0	
d	Any Other (specify)		2	80588078	0	0	80588078	33.13	80588078	0	80588078	33.13	0	33.13	0	0	80314838	99.66	80588078
	Bodies Corporate		2	80588078	0	0	80588078	33.13	80588078	0	80588078	33.13	0	33.13	0	0	80314838	99.66	80588078
	Neelkamal Tower Construction LLP	AAIFN1649N		80314871	0	0	80314871	33.02	80314871	0	80314871	33.02	0	33.02	0	0	80314838	100	80314871
	Top Notch Buildcon LLP	AAUFM8300R		273207	0	0	273207	.11	273207	0	273207	.11	0	.11	0	0			273207
	Sub-Total (A)(1)		20	150561324	0	0	150561324	61.89	150561324	0	150561324	61.89	0	61.89	0	0	103726661	68.89	150561324
2	Foreign		0	0	0	0	0	0	0	0	0	0	0	0	0	0	0	0	0
a	Individuals (Non-Resident Individuals/ Foreign Individuals)		0	0	0	0	0	0	0	0	0	0	0	0	0	0	0	0	0
b	Government		0	0	0	0	0	0	0	0	0	0	0	0	0	0	0	0	0
c	Institutions		0	0	0	0	0	0	0	0	0	0	0	0	0	0	0	0	0
d	Foreign Portfolio Investor		0	0	0	0	0	0	0	0	0	0	0	0	0	0	0	0	0
e	Any Other (specify)		0	0	0	0	0	0	0	0	0	0	0	0	0	0	0	0	0
	Sub-Total (A)(2)		0	0	0	0	0	0	0	0	0	0	0	0	0	0	0	0	0
	Total Shareholding of Promoter and Promoter Group (A)= (A)(1)+(A)(2)		20	150561324	0	0	150561324	61.89	150561324	0	150561324	61.89	0	61.89	0	0	103726661	68.89	150561324



Table III- Statement showing shareholding pattern of the Public shareholder

	Category & Name of the Shareholders	PAN	Nos. of share holder	No. of fully paid up equity shares held	Partly paid-up equity shares held	Nos. of shares underlying Depository Receipts	Total nos. shares held	Shareholding % calculated as per SCRR,1957	Number of Voting Rights held in each class of securities			No. of Shares Underlying Outstanding convertible securities (including Warrants)	Total shareholding, as a % assuming full conversion of convertible securities (as a percentage of diluted share capital)	Number of Locked in shares		Number of Shares pledged or otherwise encumbered		Number of equity shares held in dematerialized form	
									No of Voting Rights					Total as a % of Total Voting rights	No. (a)	As a % of total Shares held (b)	No. (Not applicable) (a)		As a % of total shares held (Not applicable) (b)
									Class X	Class Y	Total								
	(I)	(II)	(III)	(IV)	(V)	(VI)	(VII= IV+V+VI)	(VIII) As a % of (A+B+C2)	(IX)			(X)	(XI)	(XII)		(XIII)	(XIV)		
1	Institutions		0	0	0	0	0	0	0	0	0	0	0	0	0	0	0	0	
a	Mutual Funds/		1	771	0	0	771	0	771	0	771	0	0	0	0	0	0	771	
b	Venture Capital Funds		1	1490538	0	0	1490538	.61	1490538	0	1490538	.61	0	.61	0	0	0	1490538	
c	Alternate Investment Funds		0	0	0	0	0	0	0	0	0	0	0	0	0	0	0	0	
d	Foreign Venture Capital Investors		0	0	0	0	0	0	0	0	0	0	0	0	0	0	0	0	
e	Foreign Portfolio Investors		27	25624028	0	0	25624028	10.53	25624028	0	25624028	10.53	0	10.53	0	0	0	25624028	
	Alpine Global Premier Properties Fund	AABAA2921Q	0	4973128	0	0	4973128	2.04	4973128	0	4973128	2.04	0	2.04	0	0	0	4973128	
	Morgan Stanley Asia (Singapore) PTE	AAECM3575F	0	4489609	0	0	4489609	1.85	4489609	0	4489609	1.85	0	1.85	0	0	0	4489609	
	Nomura Singapore Limited	AADCN2750N	0	5564582	0	0	5564582	2.29	5564582	0	5564582	2.29	0	2.29	0	0	0	5564582	
f	Financial Institutions/ Banks		5	1633825	0	0	1633825	.67	1633825	0	1633825	.67	0	.67	0	0	0	1633825	
g	Insurance Companies		0	0	0	0	0	0	0	0	0	0	0	0	0	0	0	0	
	Provident Funds/ Pension Funds		0	0	0	0	0	0	0	0	0	0	0	0	0	0	0	0	
i	Any Other (specify)		0	0	0	0	0	0	0	0	0	0	0	0	0	0	0	0	
	Sub-Total (B)(1)		34	28749162	0	0	28749162	11.81	28749162	0	28749162	11.81	0	11.81	0	0	0	28749162	
2	Central Government/ State Government(s)/ President of India		0	0	0	0	0	0	0	0	0	0	0	0	0	0	0	0	
	Sub-Total (B)(2)		0	0	0	0	0	0	0	0	0	0	0	0	0	0	0	0	



3	Non-institutions		0	0	0	0	0	0	0	0	0	0	0	0	0	0	0	0	
a	Individuals -		21875	21523109	0	0	21523109	8.84	21523109	0	21523109	8.84	0	8.84	0	0	0	0	21523008
i	Individual shareholders holding nominal share capital up to Rs. 2 lakhs.		21778	10369917	0	0	10369917	4.26	10369917	0	10369917	4.26	0	4.26	0	0			10369816
ii	Individual shareholders holding nominal share capital in excess of Rs. 2 lakhs.		97	11153192	0	0	11153192	4.58	11153192	0	11153192	4.58	0	4.58	0	0			11153192
	Jhunjhunwala Rekha Rakesh	AAEPJ2191B	0	5000000	0	0	5000000	2.06	5000000	0	5000000	2.06	0	2.06	0	0			5000000
l	NBFCs registered with RBI		0	0	0	0	0	0	0	0	0	0	0	0	0	0			0
c	Employee Trusts		0	0	0	0	0	0	0	0	0	0	0	0	0	0			0
d	Overseas Depositories (holding DRs) (balancing figure)		0	0	0	0	0	0	0	0	0	0	0	0	0	0			0
e	Any Other (specify)		1729	42425187	0	0	42425187	17.44	42425187	0	42425187	17.44	0	17.44	0	0			42425187
	Trust		2	177500	0	0	177500	.07	177500	0	177500	.07	0	.07	0	0			177500
	Hindu Undivided Family		662	867185	0	0	867185	.36	867185	0	867185	.36	0	.36	0	0			867185
	Foreign Company		3	30644785	0	0	30644785	12.6	30644785	0	30644785	12.6	0	12.6	0	0			30644785
	Walkinson Investments Limited	AAACW9013A	0	13991323	0	0	13991323	5.75	13991323	0	13991323	5.75	0	5.75	0	0			13991323
	IIRF Holdings VI Limited	AACCI1714J	0	9849462	0	0	9849462	4.05	9849462	0	9849462	4.05	0	4.05	0	0			9849462
	Bollywood Mauritius Holdings	AAECB1278N	0	6804000	0	0	6804000	2.8	6804000	0	6804000	2.8	0	2.8	0	0			6804000
	Non Resident (Non Repat)		73	71649	0	0	71649	.03	71649	0	71649	.03	0	.03	0	0			71649
	Non Resident (Repat)		207	2188770	0	0	2188770	.9	2188770	0	2188770	.9	0	.9	0	0			2188770
	Clearing Members		294	1225511	0	0	1225511	.5	1225511	0	1225511	.5	0	.5	0	0			1225511
	Bodies Corporate		488	7249787	0	0	7249787	2.98	7249787	0	7249787	2.98	0	2.98	0	0			7249787
	Sub-Total (B)(3)		23604	63948296	0	0	63948296	26.28	63948296	0	63948296	26.28	0	26.28	0	0			63948195
	Total Public Shareholding (B)= (B)(1)+(B)(2)+(B)(3)		23638	92697458	0	0	92697458	38.09	92697458	0	92697458	38.09	0	38.09	0	0			92697357



Table IV- Statement showing shareholding pattern of the Non Promoter-Non Public shareholder

Category & Name of the Shareholders	PAN	No. of shareholder	No. of fully paid up equity shares held	Partly paid-up equity shares held	Nos. of shares underlying Depository Receipts	Total nos. shares held	Shareholding % calculated as per SCRR, 1957	Number of Voting Rights held in each class of securities			No. of Shares Underlying Outstanding convertible securities (including Warrants)	Total Shareholding, as a % assuming full conversion of convertible securities (as a percentage of diluted share capital)	Number of Locked in shares		Number of Shares pledged or otherwise encumbered		Number of equity Shares held in dematerialized form	
								No of Voting Rights					Total as a % of Total Voting rights	No. (a)	As a % of total Shares held (b)	No. (Not applicable) (a)		As a % of total shares held (b)
								Class X	Class Y	Total								
(I)	(II)	(III)	(IV)	(V)	(VI)	(VII= IV+V+VI)	(VIII) As a % of (A+B+C2)	(IX)			(X)	(XI) = (VII)+(X) as a % of A+B+C2	(XII)		(XIII)		(XIV)	
1 Custodian/DR Holder		0	0	0	0	0	0	0	0	0	0	0	0	0	0	0	0	0
2 Employee Benefit Trust (under SEBI (Share based Employee Benefit) Regulations, 2014)		0	0	0	0	0	0	0	0	0	0	0	0	0	0	0	0	0
Total Non-Promoter- Non Public Shareholding (C)= (C)(1)+(C)(2)		0	0	0	0	0	0	0	0	0	0	0	0	0	0	0	0	0

Table II- Unclaim Details

Details of Shares which remain unclaimed may be given here along with details such as number of shareholders, outstanding shares held in demat/unclaimed suspense account, voting rights which are frozen etc.	
No. of shareholders	No of share held

Table III- Unclaim Details

Details of Shares which remain unclaimed may be given here along with details such as number of shareholders, outstanding shares held in demat/unclaimed suspense account, voting rights which are frozen etc.	
No. of shareholders	No of share held
9	686

Table III- Person in Concert

Details of the shareholders acting as persons in Concert including their Shareholding			
Name of shareholder	Name of PAC	No. of share	Holding %

